




Overview of Monitoring & SNMP values - DVI-Vision (all variants)





































The following tables provides information about monitoring and SNMP/syslog supported by the digital VI-Vision. Marked with  or , the first four columns show, which device variants are affected by the listed monitoring or SNMP value.

The description in the column 'Name Monitoring' is displayed during the monitoring process and can also assume the values from the column 'Monitoring values'. The description in the column 'Name SNMP' is displayed during the monitoring process and can also assume the values from the column 'SNMP values'. Translations for the monitoring integrated in G&D devices are not considered in the list. The value from the column 'Nominal value' represents the nominal value. If the nominal value is reached and does not fall below or ex-

ceed the defined value, the value is shown in **green** during monitoring. If the nominal value is not reached or falls below or exceeds the defined value, the value is shown in **red** during monitoring.

Values are sent via SNMP/syslog if a nominal value is reached or deviates from the given value. If the nominal value is not defined, the monitoring value is neutral and is displayed in black during monitoring. In this case, each change of values is sent via SNMP/syslog. The SNMP manager ZABBIX provides templates to import elements for all supported G&D devices. The templates not only include SNMP names and value but also pre-defined triggers and update intervals. These values are listed in the columns. Zabbix template Trigger and Zabbix template Update interval (in sec).



CPU	CON	CAT	Fiber	Name Monitoring	Name SNMP	Values Monitoring	Values SNMP	Nominal value	Zabbix template Trigger	Zabbix template Update interval (in sec)	Description
				-	sysDescr	-	Variable value	-	-	3600	A textual description of the entity. This value includes the full name and version identification of the system's hardware type, software operating-system, and networking software.
				-	sysObjectID	-	Variable value	-	-	-	The vendor's authoritative identification of the network management subsystem contained in the entity. This value is allocated within the SMI enterprises subtree (1.3.6.1.4.1) and provides an easy and unambiguous means for determining 'what kind of box' is being managed.
				-	sysUpTime	-	Variable value	-	-	30	The time (in hundredths of a second) since the network management portion of the system was last re-initialized.
				-	sysContact	-	Variable value	-	-	3600	The textual identification of the contact person for this managed node, together with information on how to contact this person.
				-	sysName	-	Variable value	-	-	3600	An administratively-assigned name for this managed node. By convention, this is the node's fully-qualified domain name.
				-	sysLocation	-	Variable value	-	-	3600	The physical location of this node (e.g., 'telephone closet, 3rd floor')
				-	generalErrorCode	-	Variable value	0 = No error	<> 0 (Desaster)	3600	Error Code
				-	generalErrorMessage	-	Variable value	No error	-	3600	Error Message
				-	deviceId	-	Variable value	-	-	3600	Device ID (variable value)



Overview of Monitoring & SNMP values - DVI-Vision (all variants)

Continued from page 1

CPU	CON	CAT	Fiber	Name Monitoring	Name SNMP	Values Monitoring	Values SNMP	Nominal value	Zabbix template Trigger	Zabbix template Update interval (in sec)	Description
✓	✓	✓	✓	-	deviceCl	-	Variable value	-	-	3600	Device class (variable value)
✓	✓	✓	✓	-	deviceType	-	Variable value	-	-	3600	Device type (variable value)
✓	✓	✓	✓	-	serialNumber	-	Variable value	-	-	3600	Serial number (variable value)
✓	✓	✓	✓	-	etherAddress0	-	Variable value	-	-	3600	MAC address of ethernet port (variable value)
✓	✓	✓	✓	-	firmwareVersion	-	Variable value	-	-	3600	Firmware version (variable value)
✓	✓	✓	✓	Status	-	0 = Offline 1 = Online	-	1 = Online	-	-	Device status (Online/Offline) ----- Online = Device online Offline = Device offline
✓	✓	✓	✓	Main power	mainPower	0 = Off 1 = On	0 = off 1 = on	1 = On	<> 1 (High)	30	Status of main power supply (On/Off) ----- 0 = Main power supply is not supplied with power 1 = Main power supply is supplied with power
✓	✓	✓	✓	Redundant power	redundantPower	0 = Off 1 = On	0 = off 1 = on	1 = On	<> 1 (Warning)	30	Status of redundant power supply (On/Off) ----- 0 = Redundant power supply is not supplied with power 1 = Redundant power supply is supplied with power
✓	✓	✓	✓	Temperature	temperature1	°C	°C	0 - 65°C	> 65 (Desaster)	30	Device temperature (variable value / ° Celsius)
✓	✓	✓	✓	Network A	networkInterface0	0 = down 1 = up	0 = down 1 = up	neutral	<> 1 (Information)	30	Status of network interface (Up/Down) ----- 0 = Inactive network interface 1 = Active network interface
✓ ^{*1}	✓ ^{*1}	✓ ^{*1}	✓ ^{*1}	Fan speed 1	fan1	RPM	RPM	neutral	-	30	Fan speed fan 1 (variable values / rotations per minute)
✓ ^{*1}	✓ ^{*1}	✓ ^{*1}	✓ ^{*1}	Fan speed 2	fan2	RPM	RPM	neutral	-	30	Fan speed fan 2 (variable values / rotations per minute)
✓ ^{*2}	✗	✓ ^{*2}	✓ ^{*2}	Fan speed 3	fan3	RPM	RPM	neutral	-	30	Fan speed fan 3 (variable values / rotations per minute)
✓ ^{*3}	✓ ^{*3}	✓ ^{*3}	✓ ^{*3}	Link	-	0 = Down 1 = Up 2 = Crossed	-	neutral	-	30	Status of transfer interface (Up/Down/Crossed) <<< N = number of video channel >>> ----- 0 = Inactive transfer interface 1 = Active transfer interface 2 = Crossed transfer interface

Overview of Monitoring & SNMP values - DVI-Vision (all variants)

Continued from page 2

CPU	CON	CAT	Fiber	Name Monitoring	Name SNMP	Values Monitoring	Values SNMP	Nominal value	Zabbix template Trigger	Zabbix template Update interval (in sec)	Description
✓ ^{*3}	✓ ^{*3}	✗	✓ ^{*3}	SFP module	-	0 = No module 1 = Module deactivated 2 = Down 3 = Up	-	neutral	-	30	Status of fibre optics transceiver of transfer interface (No module/Module deactivated/Up/Down) <<< N = number of video channel >>> ----- 0 = No SFP module 1 = SFP module deactivated (e.g. SFP module in use is not released for device) 2 = Inactive transfer interface 3 = Active transfer interface
✓ ^{*3}	✓ ^{*3}	✗	✓ ^{*3}	SFP TX power	-	µW	-	neutral	-	-	Transmitting power of fibre optics transceiver (variable value / µW) <<< N = number of video channel >>>
✓ ^{*3}	✓ ^{*3}	✗	✓ ^{*3}	SFP RX power	-	µW	-	neutral	-	-	Receiving power of fibre optics transceiver (variable value / µW) <<< N = number of video channel >>>
✓ ^{*3}	✓ ^{*3}	✗	✓ ^{*3}	SFP type	-	Variable value	-	neutral	-	-	Information about fibre optics transceiver type (variable value) <<< N = number of video channel >>>
✓ ^{*4}	✓ ^{*4}	✓ ^{*4}	✓ ^{*4}	Link M.N	link.M.N	0 = Down 1 = Up 2 = Crossed	0 = down 1 = up 2 = crossed	neutral	-	30	Status of transfer interface (Up/Down/Crossed) <<< M = number of UC channel >>> <<< N = number of video channel >>> ----- 0 = Inactive transfer interface 1 = Active transfer interface 2 = Crossed transfer interface
✓ ^{*4}	✓ ^{*4}	✗	✓ ^{*4}	SFP module port M.N	sfpModule.M.N	0 = No module 1 = Module deactivated 2 = Down 3 = Up	0 = noModule 1 = moduleDeactivated 2 = down 3 = up	neutral	-	30	Status of fibre optics transceiver of transfer interface (No module/Module deactivated/Up/Down) <<< M = number of UC channel >>> <<< N = number of video channel >>> ----- 0 = No SFP module 1 = SFP module deactivated (e.g. SFP module in use is not released for device) 2 = Inactive transfer interface 3 = Active transfer interface
✓ ^{*4}	✓ ^{*4}	✗	✓ ^{*4}	SFP TX power port M.N	sfpTxPower.M.N	µW	µW	neutral	-	-	Transmitting power of fibre optics transceiver (variable value / µW) <<< M = number of UC channel >>> <<< N = number of video channel >>>

Overview of Monitoring & SNMP values - DVI-Vision (all variants)

Continued from page 3

CPU	CON	CAT	Fiber	Name Monitoring	Name SNMP	Values Monitoring	Values SNMP	Nominal value	Zabbix template Trigger	Zabbix template Update interval (in sec)	Description
✓ ^{*4}	✓ ^{*4}	✗	✓ ^{*4}	SFP RX power port M.N	sfpRxPower.M.N	µW	µW	neutral	-	-	Receiving power of fibre optics transceiver (variable value / µW <<< M = number of UC channel >>> <<< N = number of video channel >>>
✓ ^{*4}	✓ ^{*4}	✗	✓ ^{*4}	SFP type port M.N	sfpType.M.N	Variable value	Variable value	neutral	-	-	Information about fibre optics transceiver type (variable value) <<< M = number of UC channel >>> <<< N = number of video channel >>>
✓	✗	✓	✓	CPU power	targetPower	0 = Off 1 = On	0 = off 1 = on	neutral	-	30	Power supply of target (On/Off) ----- 0 = Power supply of target off 1 = Power supply of target on
✓	✗	✓	✓	CPU PS/2	targetPS2Connection	0 = None 1 = Keyboard 2 = Mouse 3 = K/M	0 = none 1 = keyboard 2 = mouse 3 = keyboardMouse	neutral	-	30	Status of PS/2 interface to target (No connection/Keyboard/Mouse/Keyboard and Mouse) ----- 0 = Both PS/2 interfaces are not connected to target 1 = Keyboard interface is connected to target 2 = Mouse interface is connected to target 3 = Keyboard and mouse interfaces are connected to target
✓	✗	✓	✓	CPU USB K/M	targetUsbHid	0 = Disconnected 1 = Connected 2 = Initialized	0 = notConnected 1 = connected 2 = initialized	neutral	-	30	Status of USB-HID interface to target (Disconnected/Connected/Initialised) ----- 0 = USB-HID interface not connected to target 1 = USB-HID interface connected to target 2 = Communication between USB-HID interface and computer established
✓	✗	✓	✓	DVI cable CPU N	targetVideoCable.N	0 = Disconnected 1 = Connected	0 = notConnected 1 = connected	neutral	-	30	Status of video cable connection to target (Disconnected/Connected) <<< N = number of video channel >>> ----- 0 = video interface not connected to target 1 = video interface connected to target
✓	✗	✓	✓	Video signal CPU N	targetVideoSignal.N	0 = None 2 = SL-DVI	0 = none 1 = vga 2 = dvisl 3 = dvidl	neutral	-	30	Video Signal Status from Target (None/VGA/Single-link DVI/Dual-link DVI) <<< N = number of video channel >>> ----- 0 = No video input signal from target 1 = Target supplies VGA Signal (not applicable) 2 = Target supplies DVI single-link signal 3 = Target supplies DVI dual-link signal (not applicable)



Overview of Monitoring & SNMP values - DVI-Vision (all variants)

Continued from page 4

CPU	CON	CAT	Fiber	Name Monitoring	Name SNMP	Values Monitoring	Values SNMP	Nominal value	Zabbix template Trigger	Zabbix template Update interval (in sec)	Description
✓	✗	✓	✓	CPU access	targetAccess	0 = Local 1 = Remote 2 = Local excl. 3 = Remote excl.	0 = local 1 = remote 2 = localExclusive 3 = remoteExclusive	neutral	-	30	Target access (Local/Remote/Local exclusive/Remote exclusive) ----- 0 = Local access is active 1 = Remote access is active 2 = Local access only is active 3 = Remote access only is active
✓ ^s	✗	✓ ^s	✓ ^s	Target USB 2.0	targetUsb20	0 = Inactive 1 = Active	0 = inactive 1 = active	neutral	-	30	Status of USB2.0 interface to target (Inactive/Active) ----- 0 = USB 2.0 interface not connected to target 1 = USB 2.0 interface connected to target
✓	✓	✓	✓	Console PS/2	consolePS2Connection	0 = None 1 = Keyboard 2 = Mouse 3 = K/M	0 = none 1 = keyboard 2 = mouse 3 = keyboardMouse	neutral	-	30	Status of PS/2 interface of console or local console (No device/Keyboard/Mouse/Keyboard and Mouse) ----- 0 = No device connected 1 = Keyboard connected 2 = Mouse connected 3 = Keyboard and mouse connected
✓	✓	✓	✓	Console USB	consoleUSBConnection	0 = None 1 = Keyboard 2 = Mouse 3 = K/M	0 = none 1 = keyboard 2 = mouse 3 = keyboardMouse	neutral	-	30	Status of USB-HID interface of console or local console (No device/Keyboard/Mouse/Keyboard and Mouse) ----- 0 = No device connected 1 = Keyboard connected 2 = Mouse connected 3 = Keyboard and mouse connected
✓ ^s	✓ ^s	✓ ^s	✓ ^s	transparent USB link	transparentUsbLink	0 = Down 1 = Up	0 = down 1 = up	neutral	-	30	Status of transfer interface for transparent USB 2.0 (Inactive/Active) ----- 0 = Inactive transfer interface 1 = Active transfer interface

Overview of Monitoring & SNMP values - DVI-Vision (all variants)

Continued from page 5

CPU	CON	CAT	Fiber	Name Monitoring	Name SNMP	Values Monitoring	Values SNMP	Nominal value	Zabbix template Trigger	Zabbix template Update interval (in sec)	Description
✓ ^{*5}	✓ ^{*5}	✗	✓ ^{*5}	USB SFP module	n/a	0 = No module 1 = Module deactivated 2 = Down 3 = Up	n/a	neutral	-	30	Status of fibre optics transceiver of USB transfer interface (No module/Module deactivated/Up/Down) ----- 0 = No SFP module 1 = SFP module deactivated (e.g. SFP module in use is not released for device) 2 = Inactive transfer interface 3 = Active transfer interface
✓ ^{*5}	✓ ^{*5}	✗	✓ ^{*5}	USB SFP TX power	n/a	µW	n/a	neutral	-	-	Transmitting power of fibre optics transceiver of USB transfer interface (variable value / µW)
✓ ^{*5}	✓ ^{*5}	✗	✓ ^{*5}	USB SFP RX power	n/a	µW	n/a	neutral	-	-	Receiving power of fibre optics transceiver of USB transfer interface (variable value / µW)
✓ ^{*5}	✓ ^{*5}	✗	✓ ^{*5}	USB SFP type	n/a	Variable value	n/a	neutral	-	-	Information about fibre optics transceiver type of USB transfer interface (variable value)
✓	✓	✓	✓	Display N	displayConnection.N	0 = Disconnected 1 = Connected	0 = notConnected 1 = connected	neutral	-	30	Status of screen at console or local console (Disconnected/Connected) <<< N = number of video channel >>> ----- 0 = Screen is not connected 1 = Screen is connected
✓	✓	✓	✓ ^{*5}	Display type N	displayType.N	Variable value	Variable value	neutral	-	30	Information about screen type at console or local console (variable value) <<< N = number of video channel >>>
✗	✓	✓	✓	Freeze N	freeze.N	0 = Inactive 1 = Active	0 = false 1 = true	neutral	-	30	Status of Freeze function (Inactive/Active) <<< N = number of video channel >>> ----- 0 = Video channel is not in Freeze mode 1 = Video channel is in Freeze mode

*1 available for devices with 3 or 4 video channels (MC3/MC4)

*2 available for devices with 4 video channels (MC4)

*3 available for devices with one (1) video channel

*4 available for devices with several video channels (MC) and/or redundant transmission channels (UC / CON-2)

*5 available for devices with transparent USB 2.0 interface with separate transmission channel (U2)